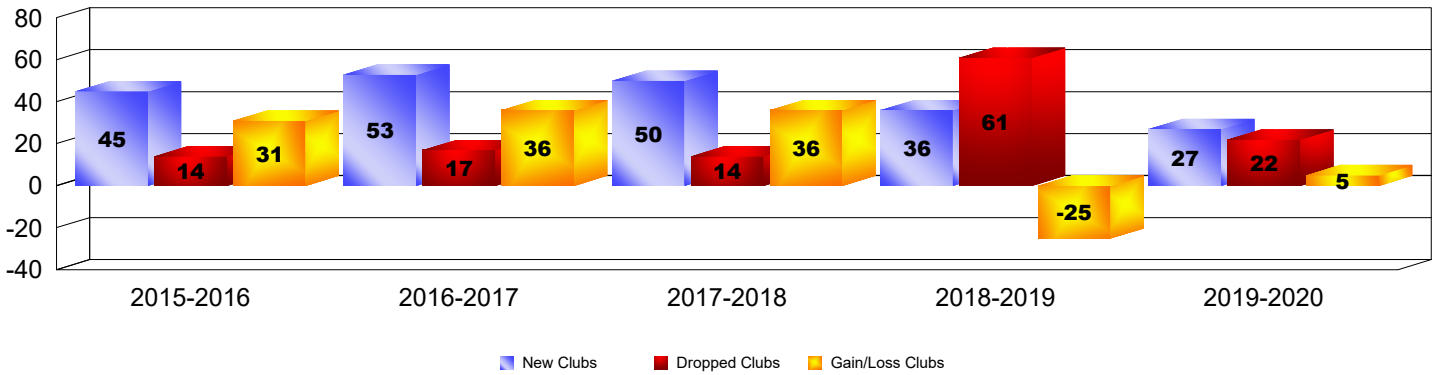


Multiple District 307

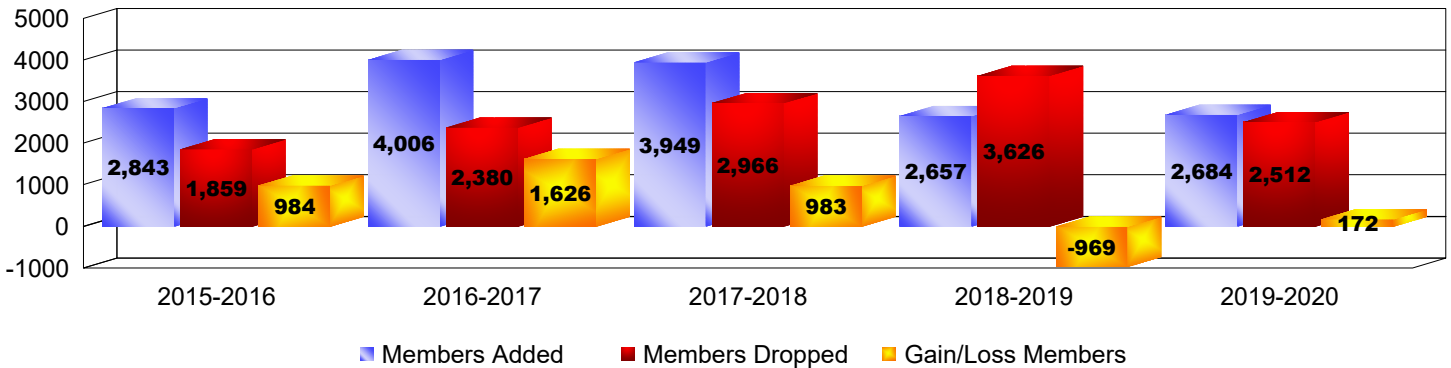
As of June 2020 Cumulative

Year	New Clubs	Dropped Clubs	Gain/Loss Clubs	New Members	Charter Members	Reinstate Members	Transfer Members	Total Member Added	Total Members Dropped	Gain/Loss Members
2015-2016	45	14	31	1,544	1,164	85	50	2,843	1,859	984
2016-2017	53	17	36	2,388	1,456	134	28	4,006	2,380	1,626
2017-2018	50	14	36	2,199	1,518	163	69	3,949	2,966	983
2018-2019	36	61	-25	1,525	1,015	78	39	2,657	3,626	-969
2019-2020	27	22	5	1,683	820	96	85	2,684	2,512	172
Average	42	26	17	1,868	1,195	111	54	3,228	2,669	559


Clubs



Members



Membership Composition June 2020 Cumulative



Gender Comparison June 2020 Cumulative

